



NATA LIGHTING CO.,LTD.  
www.nata.cn  
Email:info@nata.com  
Tel:+86-750-3770000 Fax:+86 750 3771111  
Address:380JinOu Road,GaoXin Zone,Jiang Men City,Guangdong,China

---

## Nata

---

Client: NT

LumCAT: 1-1587-L & 92.70.364.00

Luminaire: 92.70.410.00LED HOLDER

Report No: 20250110-B016

Ballast type: AC

Test No: 20250110-C016

Voltage(V): 35.060

LampCAT: LUMILEDS CoB 1203 LES9

Current(A): 0.300

Lamp flux(lm): 1274.0

Power (W): 10.518

Number of Lamps: 1

PF: 0.000

Length(mm): 50

Width(mm): 50

Phm Type: C

Height(mm): 33

---

## Photometric Results

---

Lumens(lm): 1170.06, Efficiency(%): 91.84% , Luminous Efficacy(lm/W): 111.24

Central intensity(cd): 1774.022, Maximum intensity(cd): 1774.973

Angle of maximum intensity: C=0.0  $\gamma$ =1.0

Beam Angle(50%Imax): [C0/180]Total=51.2

[C90/270]Total=51.2

Field angle(10%Imax): [C0/180]Total=70.6

[C90/270]Total=70.6

Maximum s/h(1/2): C0\_180=0.81 C90\_270=0.81

Maximum s/h(1/4): C0\_180=0.77 C90\_270=0.77

Up flux rate of lamp(%): 0.00%

Down flux rate of lamp(%): 91.84%

Up flux rate of LUM(%): - -

Down flux rate of LUM(%): 100.00%

CIE Type : Direct lighting

Output flux ratio in  $\pi$  solid angle : 97.948%

---

Equipment: GMS1980  
Temperature(°C): 25.0

Date: 2025/01/10  
Humidity(%): 60.0%

Operator: NT07  
Distance(m): 7.65

$\gamma(^{\circ})$	Average I(cd)	Zonal F(lm)	Sum F(lm)	Eff Flux(%)	Eff Sum(%)
0.0	1774.022	0.000	0	0.00%	0.00%
1.0	1774.973	1.698	1.698	0.13%	0.15%
2.0	1773.363	5.093	6.791	0.40%	0.58%
3.0	1769.340	8.473	15.264	0.67%	1.30%
4.0	1759.537	11.812	27.076	0.93%	2.31%
5.0	1745.053	15.077	42.153	1.18%	3.60%
6.0	1732.325	18.275	60.427	1.43%	5.16%
7.0	1719.450	21.425	81.853	1.68%	7.00%
8.0	1701.015	24.480	106.332	1.92%	9.09%
9.0	1677.460	27.381	133.713	2.15%	11.43%
10.0	1651.271	30.124	163.837	2.36%	14.00%
11.0	1620.254	32.689	196.526	2.57%	16.80%
12.0	1587.408	35.064	231.59	2.75%	19.79%
13.0	1550.393	37.238	268.828	2.92%	22.98%
14.0	1513.377	39.216	308.044	3.08%	26.33%
15.0	1473.582	41.006	349.05	3.22%	29.83%
16.0	1430.495	42.553	391.603	3.34%	33.47%
17.0	1384.335	43.834	435.438	3.44%	37.21%
18.0	1312.989	44.473	479.911	3.49%	41.02%
19.0	1277.656	45.072	524.983	3.54%	44.87%
20.0	1207.853	45.492	570.474	3.57%	48.76%
21.0	1167.787	45.617	616.091	3.58%	52.65%
22.0	1109.484	45.763	661.854	3.59%	56.57%
23.0	1050.223	45.316	707.171	3.56%	60.44%
24.0	989.813	44.603	751.773	3.50%	64.25%
25.0	928.306	43.614	795.387	3.42%	67.98%
26.0	860.866	42.234	837.621	3.32%	71.59%
27.0	784.128	40.245	877.866	3.16%	75.03%
28.0	702.819	37.646	915.512	2.95%	78.24%
29.0	611.765	34.393	949.905	2.70%	81.18%
30.0	521.757	30.605	980.51	2.40%	83.80%
31.0	437.163	26.685	1007.196	2.09%	86.08%
32.0	357.280	22.760	1029.955	1.79%	88.03%
33.0	288.084	19.013	1048.968	1.49%	89.65%
34.0	237.214	15.897	1064.865	1.25%	91.01%
35.0	195.319	13.433	1078.298	1.05%	92.16%
36.0	127.089	10.266	1088.563	0.81%	93.03%
37.0	91.200	7.119	1095.683	0.56%	93.64%

$\gamma(^{\circ})$	Average I(cd)	Zonal F(lm)	Sum F(lm)	Eff Flux(%)	Eff Sum(%)
38.0	73.731	5.505	1101.188	0.43%	94.11%
39.0	61.441	4.614	1105.802	0.36%	94.51%
40.0	52.765	3.983	1109.785	0.31%	94.85%
41.0	45.677	3.505	1113.29	0.28%	95.15%
42.0	39.817	3.106	1116.397	0.24%	95.41%
43.0	35.326	2.784	1119.18	0.22%	95.65%
44.0	31.770	2.532	1121.712	0.20%	95.87%
45.0	28.603	2.320	1124.033	0.18%	96.07%
46.0	25.816	2.128	1126.161	0.17%	96.25%
47.0	23.460	1.960	1128.121	0.15%	96.42%
48.0	21.697	1.825	1129.946	0.14%	96.57%
49.0	20.095	1.716	1131.662	0.13%	96.72%
50.0	18.698	1.617	1133.28	0.13%	96.86%
51.0	17.447	1.529	1134.809	0.12%	96.99%
52.0	16.423	1.453	1136.262	0.11%	97.11%
53.0	15.560	1.391	1137.654	0.11%	97.23%
54.0	14.704	1.334	1138.988	0.10%	97.34%
55.0	13.965	1.280	1140.267	0.10%	97.45%
56.0	13.285	1.231	1141.499	0.10%	97.56%
57.0	12.736	1.190	1142.688	0.09%	97.66%
58.0	12.195	1.153	1143.841	0.09%	97.76%
59.0	11.734	1.119	1144.96	0.09%	97.85%
60.0	11.324	1.089	1146.049	0.09%	97.95%
61.0	10.973	1.064	1147.113	0.08%	98.04%
62.0	10.658	1.042	1148.156	0.08%	98.13%
63.0	10.344	1.021	1149.177	0.08%	98.22%
64.0	10.059	1.001	1150.178	0.08%	98.30%
65.0	9.788	0.982	1151.16	0.08%	98.38%
66.0	9.539	0.964	1152.125	0.08%	98.47%
67.0	9.290	0.947	1153.072	0.07%	98.55%
68.0	9.034	0.928	1154	0.07%	98.63%
69.0	8.800	0.910	1154.91	0.07%	98.71%
70.0	8.581	0.893	1155.802	0.07%	98.78%
71.0	8.369	0.876	1156.678	0.07%	98.86%
72.0	8.149	0.859	1157.537	0.07%	98.93%
73.0	7.937	0.841	1158.378	0.07%	99.00%
74.0	7.732	0.824	1159.202	0.06%	99.07%
75.0	7.513	0.805	1160.008	0.06%	99.14%

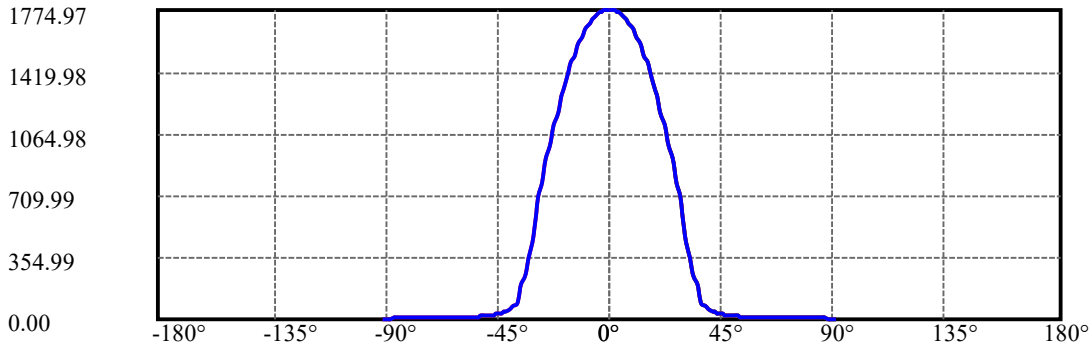
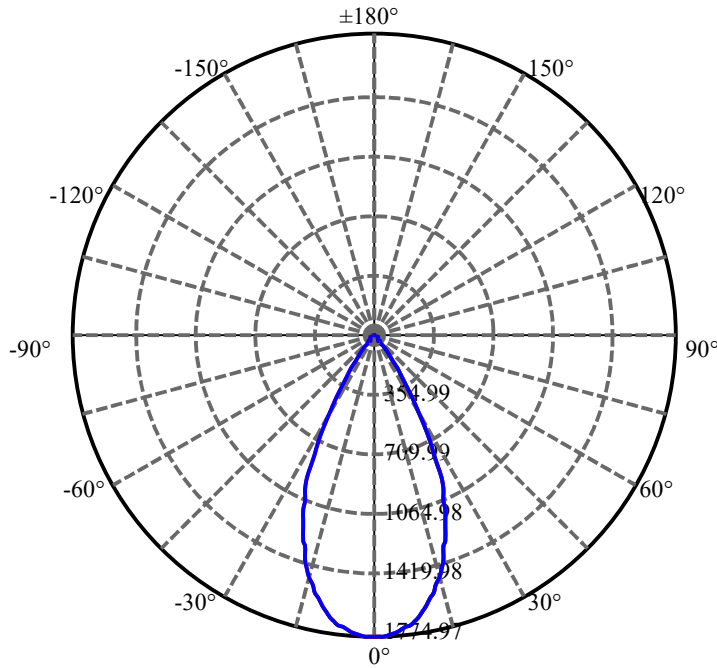
$\gamma(^{\circ})$	Average I(cd)	Zonal F(lm)	Sum F(lm)	Eff Flux(%)	Eff Sum(%)
76.0	7.323	0.788	1160.795	0.06%	99.21%
77.0	7.125	0.770	1161.566	0.06%	99.27%
78.0	6.935	0.753	1162.318	0.06%	99.34%
79.0	6.730	0.734	1163.052	0.06%	99.40%
80.0	6.540	0.715	1163.768	0.06%	99.46%
81.0	6.379	0.699	1164.466	0.05%	99.52%
82.0	6.211	0.683	1165.149	0.05%	99.58%
83.0	6.042	0.666	1165.815	0.05%	99.64%
84.0	5.903	0.651	1166.466	0.05%	99.69%
85.0	5.750	0.636	1167.102	0.05%	99.75%
86.0	5.589	0.620	1167.722	0.05%	99.80%
87.0	5.435	0.603	1168.325	0.05%	99.85%
88.0	5.326	0.589	1168.915	0.05%	99.90%
89.0	5.216	0.578	1169.492	0.05%	99.95%
90.0	5.143	0.568	1170.06	0.04%	100.00%

ZONAL LUMEN SUMMARY

Zone	Lumens	%Lamp	%Fixt
0-30	980.51	76.96%	83.80%
0-40	1109.78	87.11%	94.85%
0-60	1146.05	89.96%	97.95%
0-90	1169.49	91.80%	99.95%
0-120	1169.49	91.80%	99.95%
0-180	1170.06	91.84%	100.00%
60-90	23.44	1.84%	2.00%
90-120	0.00	0.00%	0.00%
90-130	0.00	0.00%	0.00%
90-150	0.00	0.00%	0.00%
90-180	0.00	0.00%	0.00%
0-28.60	936.05	73.47%	80.00%

ZONAL LUMEN SUMMARY

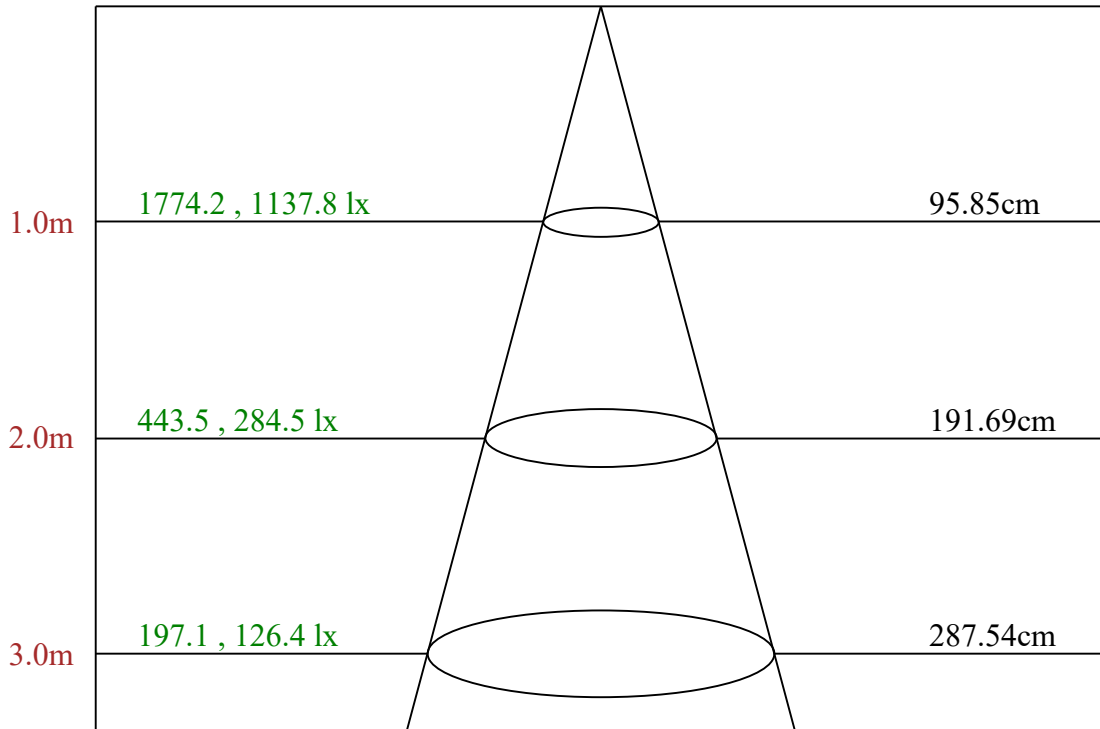
0-10	163.84
10-20	406.64
20-30	410.04
30-40	129.27
40-50	23.49
50-60	12.77
60-70	9.75
70-80	7.97
80-90	5.72
90-100	0.00
100-110	0.00
110-120	0.00
120-130	0.00
130-140	0.00
140-150	0.00
150-160	0.00
160-170	0.00
170-180	0.00



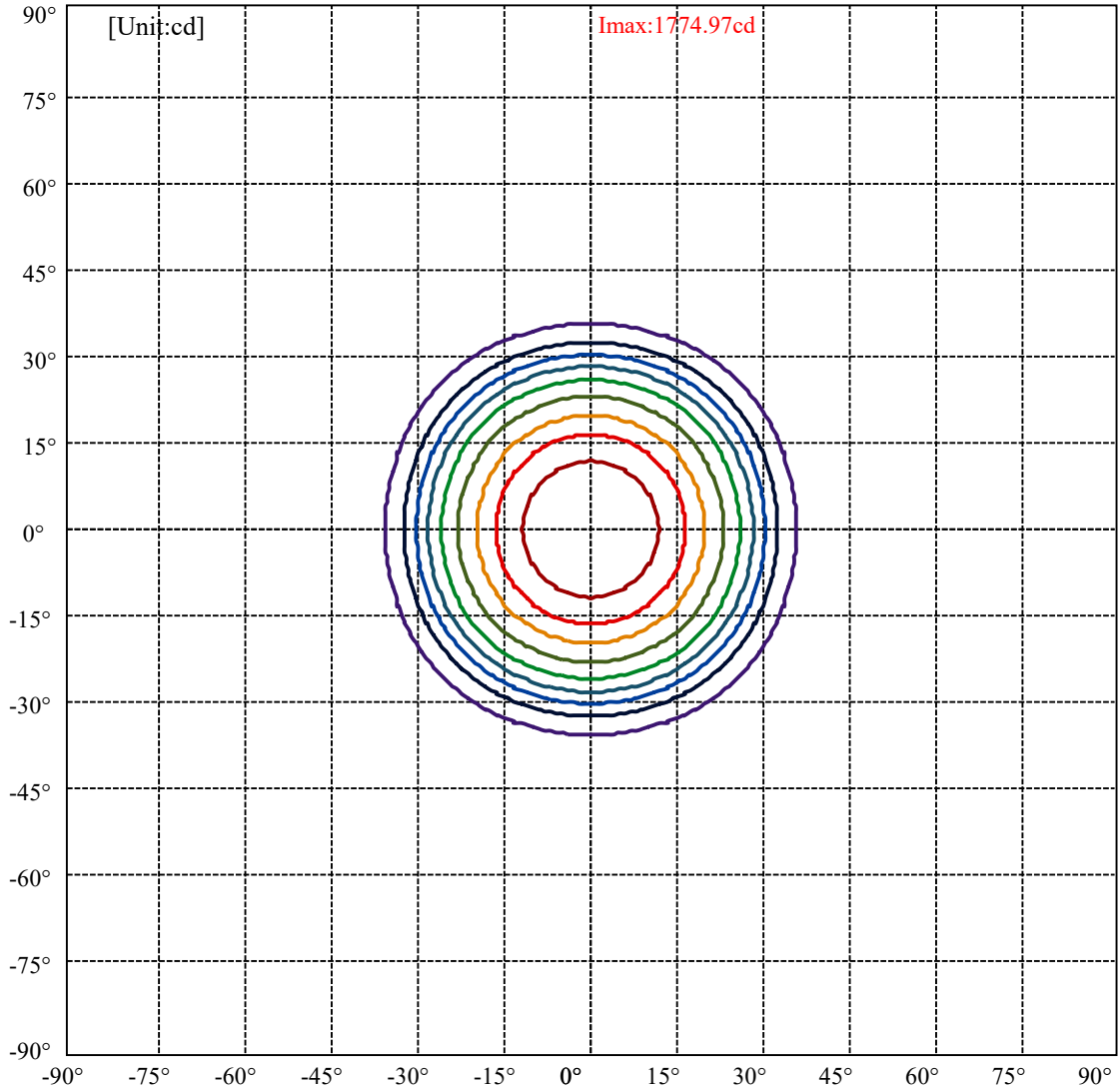
C0(Max): ———  
C0/C180: ———  
C90/C270: ———

Field angle(10%Imax):C0/180Left:35.3 Right:35.3  
:C90/270Left:35.3 Right:35.3

Beam Angle(50%Imax):C0/180Left:25.6 Right:25.6  
:C90/270Left:25.6 Right:25.6

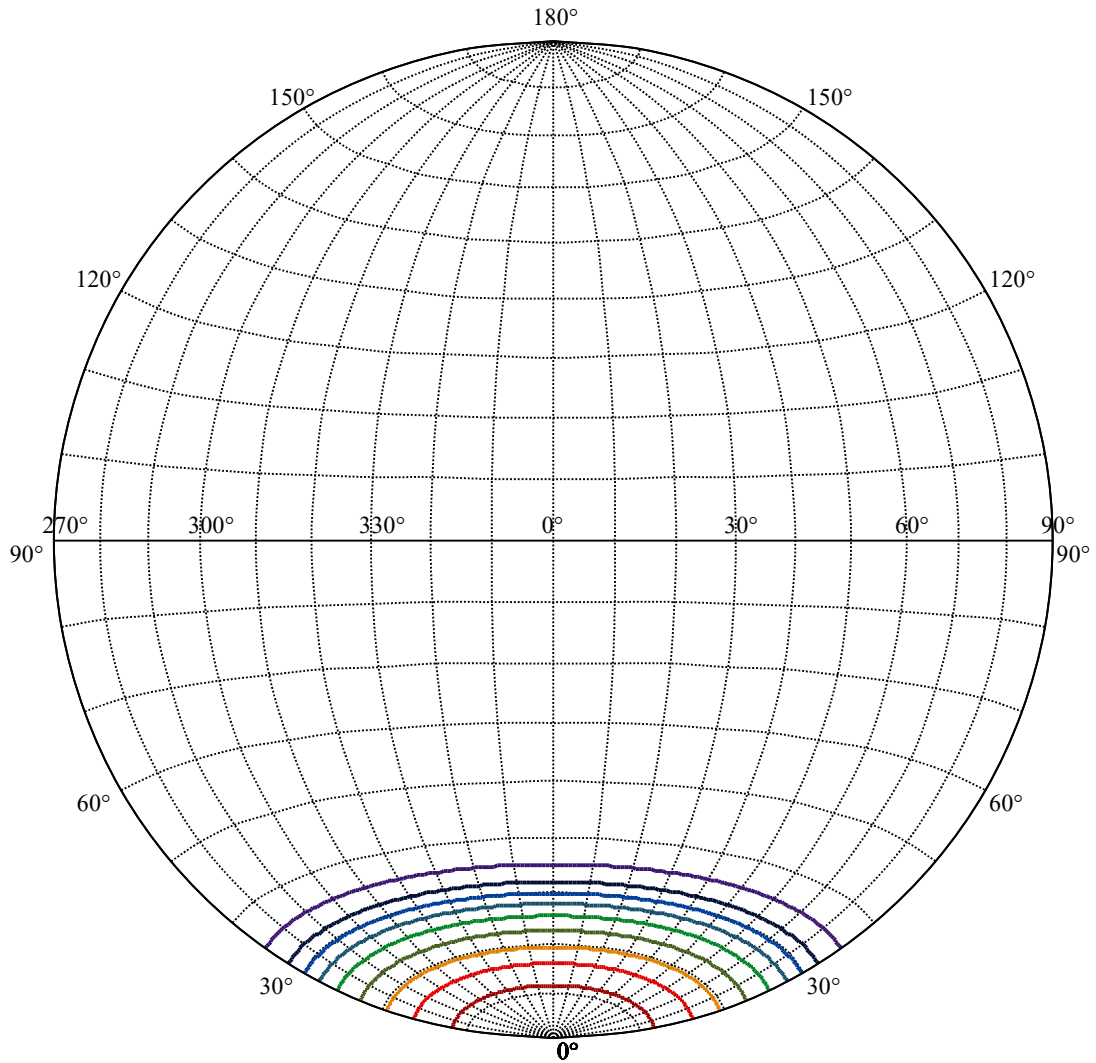


Max , Ave      Beam angle of C0 plane 51.21



(10%Imax) 177.497	—
(20%Imax) 354.995	—
(30%Imax) 532.492	—
(40%Imax) 709.989	—
(50%Imax) 887.487	—
(60%Imax) 1064.98	—
(70%Imax) 1242.48	—
(80%Imax) 1419.98	—
(90%Imax) 1597.48	—





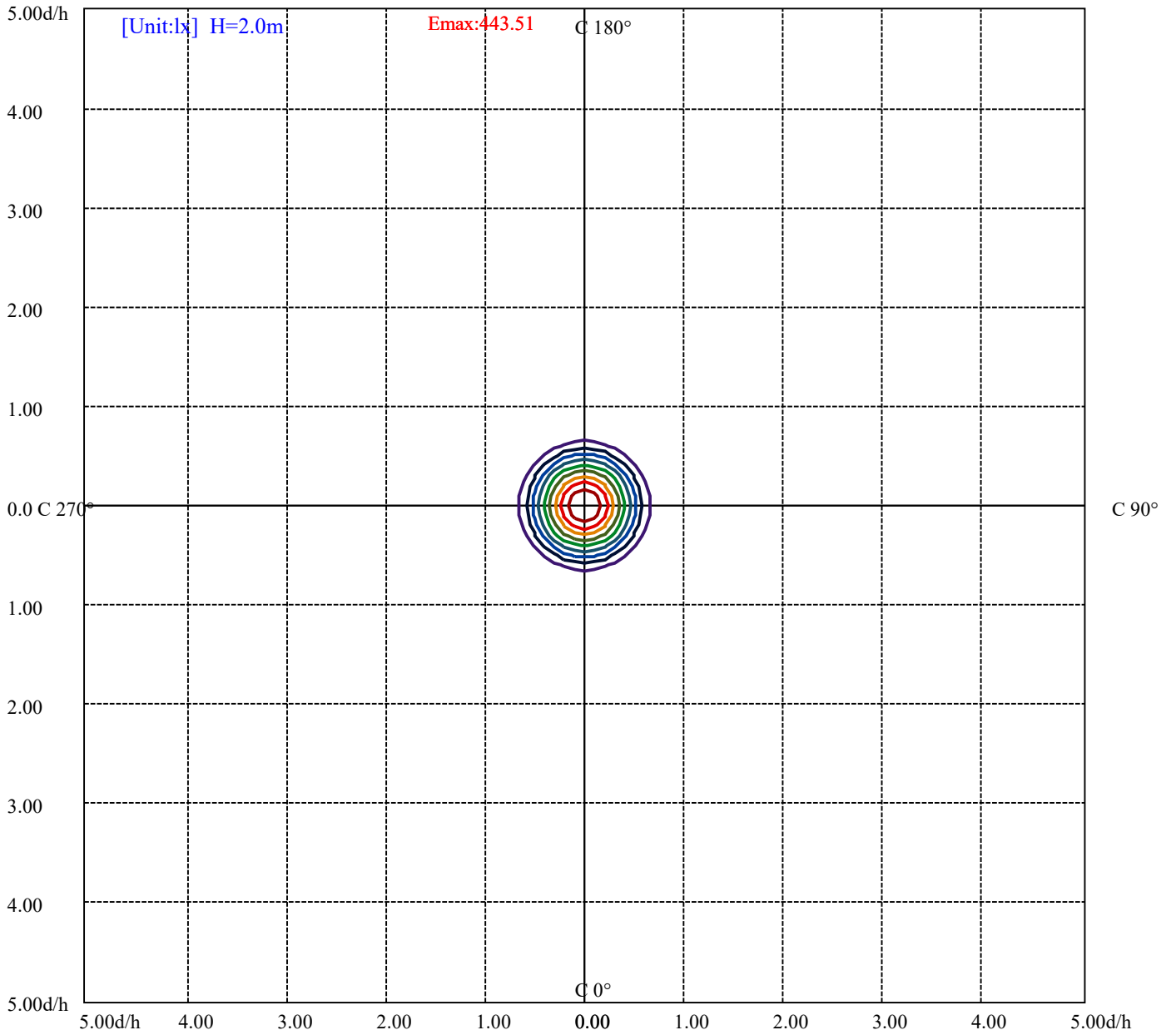
House

[Unit:cd]

Road

Imax:1774.97

(10%Imax) 177.497	—
(20%Imax) 354.995	—
(30%Imax) 532.492	—
(40%Imax) 709.989	—
(50%Imax) 887.487	—
(60%Imax) 1064.98	—
(70%Imax) 1242.48	—
(80%Imax) 1419.98	—
(90%Imax) 1597.48	—



(10%Emax) 44.3505	—
(20%Emax) 88.701	—
(30%Emax) 133.0517	—
(40%Emax) 177.4023	—
(50%Emax) 221.7527	—
(60%Emax) 266.1025	—
(70%Emax) 310.455	—
(80%Emax) 354.805	—
(90%Emax) 399.155	—

Luminance Limiting Curve(no luminous side)

Luminance Table

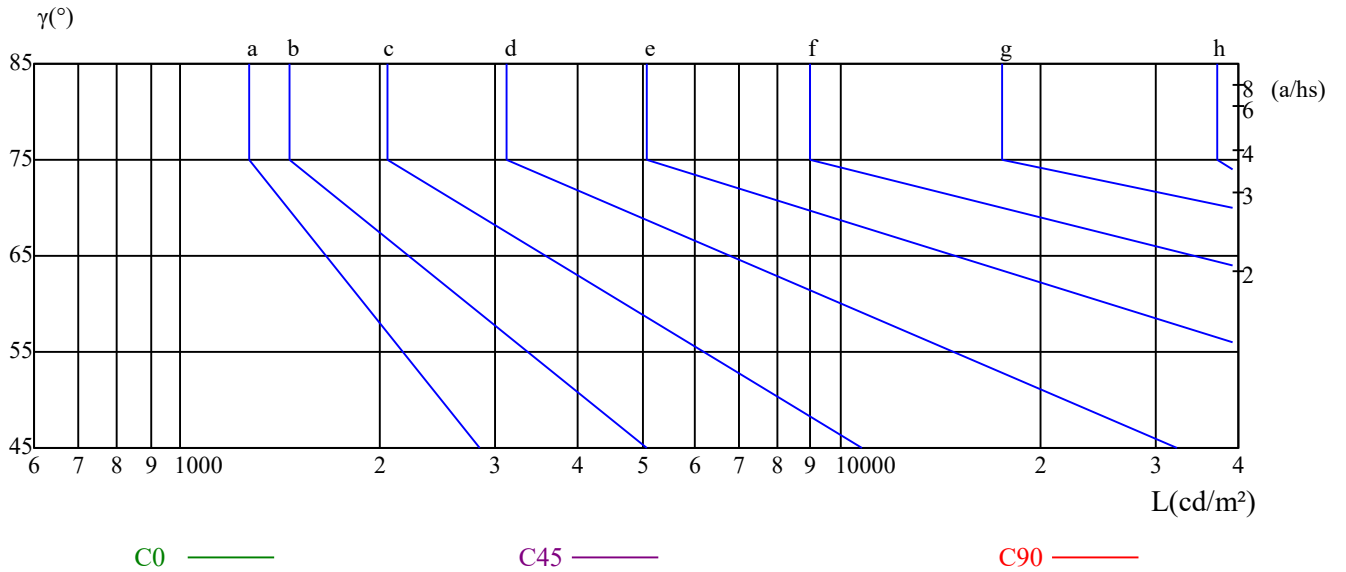
$\gamma$	45	50	55	60	65	70	75	80	85
C0	0	0	0	0	0	0	0	0	0
C45	0	0	0	0	0	0	0	0	0
C90	0	0	0	0	0	0	0	0	0

L(Hor)(65)	L(Ver)(65)	L45(65)	L(Hor)(75)	L(Ver)(75)	L45(75)	L(Hor)(85)	L(Ver)(85)	L45(85)
0	0	0	0	0	0	0	0	0

Glare Table

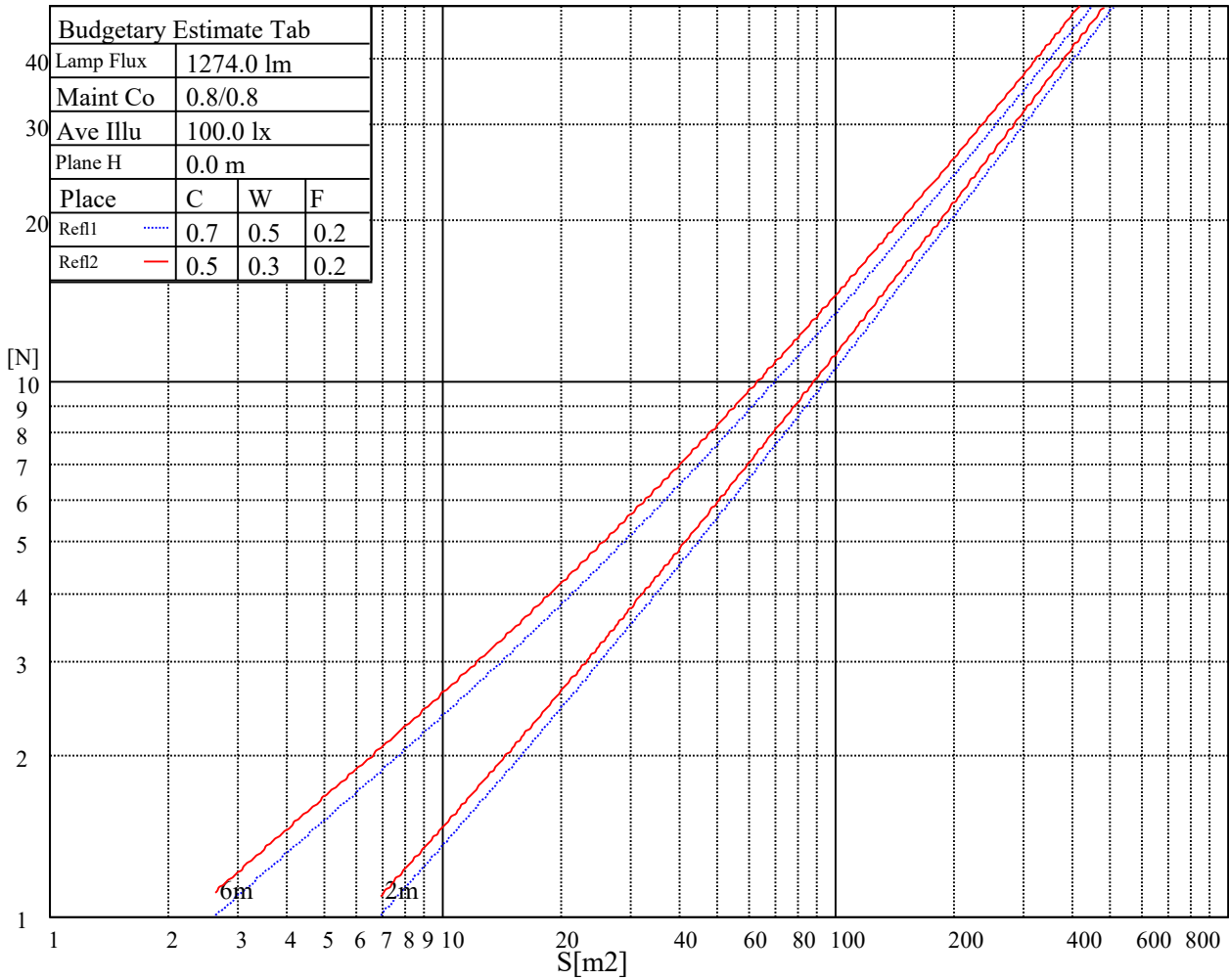
Glare	Quality	Service Values Illuminance(lx)							
1.15	A	2000	1000	500	<=300				
1.5	B		2000	1000	500	<=300			
1.85	C			2000	1000	500	<=300		
2.2	D				2000	1000	500	<=300	
2.55	E					2000	1000	500	<=300
		a	b	c	d	e	f	g	h

Luminance Limiting Curve



Illumination assessment according UGR											
Rf of Ceiling	70	70	50	50	30	70	70	50	50	30	
Rf of Wall	50	30	50	30	30	50	30	50	30	30	
Rf of Floor	20	20	20	20	20	20	20	20	20	20	
Room dimensions		Viewed crosswise					Viewed endwise				
X	Y										
2H	2H	非数字	非数字	非数字	非数字	非数字	非数字	非数字	非数字	非数字	
	3H	非数字	非数字	非数字	非数字	非数字	非数字	非数字	非数字	非数字	
	4H	非数字	非数字	非数字	非数字	非数字	非数字	非数字	非数字	非数字	
	6H	非数字	非数字	非数字	非数字	非数字	非数字	非数字	非数字	非数字	
	8H	非数字	非数字	非数字	非数字	非数字	非数字	非数字	非数字	非数字	
	12H	非数字	非数字	非数字	非数字	非数字	非数字	非数字	非数字	非数字	
4H	2H	非数字	非数字	非数字	非数字	非数字	非数字	非数字	非数字	非数字	
	3H	非数字	非数字	非数字	非数字	非数字	非数字	非数字	非数字	非数字	
	4H	非数字	非数字	非数字	非数字	非数字	非数字	非数字	非数字	非数字	
	6H	非数字	非数字	非数字	非数字	非数字	非数字	非数字	非数字	非数字	
	8H	非数字	非数字	非数字	非数字	非数字	非数字	非数字	非数字	非数字	
8H	12H	非数字	非数字	非数字	非数字	非数字	非数字	非数字	非数字	非数字	
	4H	非数字	非数字	非数字	非数字	非数字	非数字	非数字	非数字	非数字	
	6H	非数字	非数字	非数字	非数字	非数字	非数字	非数字	非数字	非数字	
	8H	非数字	非数字	非数字	非数字	非数字	非数字	非数字	非数字	非数字	
12H	12H	非数字	非数字	非数字	非数字	非数字	非数字	非数字	非数字	非数字	
	4H	非数字	非数字	非数字	非数字	非数字	非数字	非数字	非数字	非数字	
	6H	非数字	非数字	非数字	非数字	非数字	非数字	非数字	非数字	非数字	
	8H	非数字	非数字	非数字	非数字	非数字	非数字	非数字	非数字	非数字	
Variation with the observer position at spacings:											
S = 1.0H		非数字/非数字					非数字/非数字				
S = 1.5H		非数字/非数字					非数字/非数字				
S = 2.0H		非数字/非数字					非数字/非数字				
Standard tables:		BK0					BK0				
Uncorrected UGR		负无穷大					负无穷大				

UGR calculation is based on CIE Publ. 117 ,S/H = 0.25



RHOCC	80			70			50			30			10			0
RHOW	50	30	10	50	30	10	50	30	10	50	30	10	50	30	10	0
RCR	COEFFICIENTS OF UTILIZATION RHOFC=20 CU															
0	1.09	1.09	1.09	1.07	1.07	1.07	1.02	1.02	1.02	0.98	0.98	0.98	0.94	0.94	0.94	0.92
1	1.02	1.00	0.98	1.00	0.98	0.96	0.96	0.95	0.93	0.93	0.91	0.90	0.90	0.89	0.88	0.86
2	0.95	0.92	0.89	0.94	0.91	0.88	0.91	0.88	0.86	0.88	0.86	0.84	0.86	0.84	0.82	0.81
3	0.90	0.85	0.82	0.88	0.84	0.81	0.86	0.83	0.80	0.84	0.81	0.79	0.82	0.79	0.77	0.76
4	0.84	0.80	0.76	0.83	0.79	0.76	0.81	0.78	0.75	0.80	0.76	0.74	0.78	0.75	0.73	0.72
5	0.80	0.75	0.71	0.79	0.74	0.71	0.77	0.73	0.70	0.76	0.72	0.70	0.74	0.71	0.69	0.68
6	0.75	0.70	0.67	0.75	0.70	0.67	0.73	0.69	0.66	0.72	0.69	0.66	0.71	0.68	0.65	0.64
7	0.72	0.67	0.63	0.71	0.66	0.63	0.70	0.66	0.63	0.69	0.65	0.62	0.68	0.64	0.62	0.61
8	0.68	0.63	0.60	0.68	0.63	0.59	0.67	0.62	0.59	0.66	0.62	0.59	0.65	0.61	0.59	0.58
9	0.65	0.60	0.57	0.64	0.60	0.56	0.64	0.59	0.56	0.63	0.59	0.56	0.62	0.58	0.56	0.55
10	0.62	0.57	0.54	0.61	0.57	0.54	0.61	0.56	0.53	0.60	0.56	0.53	0.59	0.56	0.53	0.52

Intensity data(cd)

C/γ(°)	0.0	1.0	2.0	3.0	4.0	5.0	6.0	7.0	8.0
0.0	1772.71	1776.80	1778.56	1772.71	1763.34	1752.22	1738.76	1729.98	1720.03
45.0	1772.71	1776.22	1780.90	1782.65	1776.80	1768.61	1760.42	1753.98	1737.59
90.0	1772.71	1780.90	1778.56	1776.22	1772.12	1759.24	1754.56	1745.78	1731.15
135.0	1777.97	1775.05	1773.88	1775.63	1766.85	1755.15	1747.54	1733.49	1712.43
180.0	1772.71	1770.36	1766.27	1758.07	1748.13	1727.06	1706.57	1697.21	1676.73
225.0	1772.71	1768.02	1758.66	1749.30	1736.42	1716.52	1693.70	1666.19	1645.13
270.0	1772.71	1773.88	1774.46	1772.71	1757.49	1744.03	1727.64	1721.21	1698.97
315.0	1777.97	1778.56	1775.63	1767.44	1755.15	1737.59	1729.40	1707.75	1686.09
360.0	1772.71	1776.80	1778.56	1772.71	1763.34	1752.22	1738.76	1729.98	1720.03
C/γ(°)	9.0	10.0	11.0	12.0	13.0	14.0	15.0	16.0	17.0
0.0	1697.80	1680.82	1656.83	1619.96	1591.29	1562.61	1523.98	1481.26	1433.27
45.0	1724.13	1706.57	1682.00	1668.53	1639.86	1609.43	1573.73	1516.96	1478.34
90.0	1711.26	1682.58	1638.69	1601.23	1565.54	1516.96	1483.60	1447.32	1391.72
135.0	1694.87	1680.82	1659.76	1622.30	1590.70	1565.54	1520.47	1486.53	1448.49
180.0	1643.96	1619.96	1592.46	1564.36	1533.93	1505.26	1464.88	1420.40	1378.85
225.0	1621.13	1577.83	1531.59	1491.80	1459.61	1405.77	1363.63	1326.76	1278.78
270.0	1662.68	1634.01	1601.82	1566.71	1509.35	1466.63	1427.42	1388.80	1334.96
315.0	1663.85	1627.57	1598.89	1564.36	1512.87	1474.83	1430.93	1375.92	1330.27
360.0	1697.80	1680.82	1656.83	1619.96	1591.29	1562.61	1523.98	1481.26	1433.27
C/γ(°)	18.0	19.0	20.0	21.0	22.0	23.0	24.0	25.0	26.0
0.0	1368.31	1310.38	1162.67	1162.67	1101.39	1035.97	971.41	889.72	821.42
45.0	1435.62	1390.55	1330.86	1279.36	1213.23	1147.68	1065.17	1009.57	943.44
90.0	1346.66	1293.99	1157.52	1157.52	1097.41	1043.28	987.22	931.62	860.05
135.0	1395.82	1358.95	1296.92	1249.51	1198.60	1148.86	1081.55	1023.62	963.92
180.0	1332.03	1290.48	1248.34	1200.94	1150.03	1103.21	1051.71	998.45	920.62
225.0	1166.06	1166.06	1139.67	1075.88	1023.73	956.37	902.59	845.94	780.28
270.0	1294.58	1246.00	1176.95	1123.11	1068.68	1000.21	943.44	869.12	808.25
315.0	1164.83	1164.83	1149.91	1093.32	1022.80	966.21	915.41	858.41	788.94
360.0	1368.31	1310.38	1162.67	1162.67	1101.39	1035.97	971.41	889.72	821.42
C/γ(°)	27.0	28.0	29.0	30.0	31.0	32.0	33.0	34.0	35.0
0.0	743.24	653.93	545.37	459.64	377.59	286.64	222.33	165.50	110.78
45.0	855.66	781.33	702.91	594.06	515.06	436.05	343.00	307.89	307.89
90.0	796.26	697.71	617.24	540.51	438.92	364.30	295.36	216.47	163.04
135.0	903.06	834.59	742.71	661.95	557.78	473.51	392.74	300.86	300.86
180.0	858.58	786.02	681.26	600.50	519.74	417.32	339.49	303.79	303.79
225.0	688.75	609.34	527.99	429.09	353.01	285.18	226.48	166.32	128.87
270.0	739.20	655.51	558.95	475.26	400.94	330.71	296.18	296.18	144.43
315.0	688.28	604.13	517.69	413.05	334.28	264.52	189.09	140.69	102.88
360.0	743.24	653.93	545.37	459.64	377.59	286.64	222.33	165.50	110.78
C/γ(°)	36.0	37.0	38.0	39.0	40.0	41.0	42.0	43.0	44.0
0.0	82.28	66.31	54.66	47.70	42.19	37.69	33.01	29.96	27.51
45.0	155.61	106.34	81.81	68.24	59.46	51.03	45.59	41.14	37.28
90.0	122.84	94.86	78.07	64.20	55.95	49.22	42.49	38.10	34.29
135.0	221.45	121.26	95.16	77.72	65.02	53.37	46.29	40.50	35.76
180.0	147.83	114.65	88.60	73.39	61.45	52.38	43.95	38.62	34.18
225.0	103.23	81.99	69.35	59.28	49.86	43.89	38.86	33.71	30.43
270.0	109.73	82.87	69.76	57.29	49.80	43.83	37.81	33.71	30.37
315.0	73.74	61.33	52.44	43.72	38.39	34.00	30.55	26.86	24.35
360.0	82.28	66.31	54.66	47.70	42.19	37.69	33.01	29.96	27.51

Intensity data(cd)

C/γ(°)	45.0	46.0	47.0	48.0	49.0	50.0	51.0	52.0	53.0
0.0	25.28	23.00	21.48	20.19	18.84	17.79	16.68	15.86	15.22
45.0	33.18	30.49	27.51	25.46	23.76	21.77	20.42	19.14	18.02
90.0	30.31	27.68	24.87	23.06	21.54	20.07	18.49	17.50	16.56
135.0	32.01	27.92	25.22	22.88	20.48	18.90	17.32	16.27	15.33
180.0	30.72	27.15	24.76	22.65	20.54	19.20	17.97	16.62	15.68
225.0	27.62	25.28	22.77	21.07	19.66	18.43	17.03	16.09	15.22
270.0	27.45	24.52	22.47	20.83	19.49	18.08	17.09	16.15	15.33
315.0	22.24	20.48	18.61	17.44	16.44	15.33	14.57	13.75	13.11
360.0	25.28	23.00	21.48	20.19	18.84	17.79	16.68	15.86	15.22
C/γ(°)	54.0	55.0	56.0	57.0	58.0	59.0	60.0	61.0	62.0
0.0	14.51	13.75	13.11	12.52	12.00	11.53	11.12	10.83	10.59
45.0	16.85	15.98	15.10	14.28	13.40	12.76	12.17	11.59	11.12
90.0	15.68	14.69	13.93	13.28	12.52	12.00	11.53	11.06	10.71
135.0	14.40	13.75	13.11	12.52	12.00	11.59	11.18	10.83	10.48
180.0	14.86	13.99	13.40	12.87	12.41	11.94	11.59	11.29	11.00
225.0	14.22	13.58	12.82	12.35	11.94	11.59	11.24	10.94	10.65
270.0	14.46	13.87	13.17	12.76	12.29	11.76	11.41	11.12	10.83
315.0	12.64	12.11	11.65	11.29	11.00	10.71	10.36	10.12	9.89
360.0	14.51	13.75	13.11	12.52	12.00	11.53	11.12	10.83	10.59
C/γ(°)	63.0	64.0	65.0	66.0	67.0	68.0	69.0	70.0	71.0
0.0	10.30	10.07	9.77	9.54	9.36	9.07	8.90	8.72	8.49
45.0	10.65	10.36	10.01	9.71	9.48	9.19	8.95	8.66	8.43
90.0	10.42	10.07	9.77	9.54	9.19	9.01	8.72	8.54	8.31
135.0	10.18	9.95	9.71	9.48	9.25	8.95	8.78	8.54	8.37
180.0	10.71	10.42	10.18	9.89	9.71	9.42	9.19	8.95	8.78
225.0	10.42	10.07	9.77	9.60	9.25	9.01	8.72	8.49	8.25
270.0	10.48	10.18	9.95	9.66	9.36	9.13	8.90	8.66	8.43
315.0	9.60	9.36	9.13	8.90	8.72	8.49	8.25	8.08	7.90
360.0	10.30	10.07	9.77	9.54	9.36	9.07	8.90	8.72	8.49
C/γ(°)	72.0	73.0	74.0	75.0	76.0	77.0	78.0	79.0	80.0
0.0	8.25	8.08	7.90	7.67	7.49	7.32	7.08	6.85	6.67
45.0	8.25	8.02	7.78	7.61	7.37	7.14	6.96	6.79	6.55
90.0	8.08	7.84	7.67	7.43	7.26	7.02	6.85	6.67	6.44
135.0	8.19	8.02	7.78	7.61	7.43	7.26	7.08	6.91	6.73
180.0	8.49	8.31	8.08	7.84	7.67	7.49	7.32	7.08	6.91
225.0	8.08	7.78	7.61	7.37	7.14	6.96	6.79	6.61	6.44
270.0	8.19	7.96	7.72	7.43	7.26	7.08	6.85	6.61	6.44
315.0	7.67	7.49	7.32	7.14	6.96	6.73	6.55	6.32	6.14
360.0	8.25	8.08	7.90	7.67	7.49	7.32	7.08	6.85	6.67
C/γ(°)	81.0	82.0	83.0	84.0	85.0	86.0	87.0	88.0	89.0
0.0	6.50	6.38	6.20	6.03	5.91	5.74	5.50	5.33	5.09
45.0	6.38	6.20	6.03	5.91	5.79	5.62	5.50	5.38	5.27
90.0	6.32	6.14	5.97	5.85	5.68	5.56	5.44	5.33	5.27
135.0	6.55	6.38	6.14	6.03	5.85	5.68	5.56	5.44	5.33
180.0	6.73	6.50	6.32	6.20	6.03	5.85	5.62	5.50	5.38
225.0	6.26	6.14	5.97	5.79	5.68	5.44	5.33	5.27	5.15
270.0	6.26	6.09	5.97	5.79	5.62	5.50	5.33	5.21	5.15
315.0	6.03	5.85	5.74	5.62	5.44	5.33	5.21	5.15	5.09
360.0	6.50	6.38	6.20	6.03	5.91	5.74	5.50	5.33	5.09



Intensity data(cd)

C/γ(°)	90.0
0.0	5.09
45.0	5.15
90.0	5.15
135.0	5.27
180.0	5.15
225.0	5.09
270.0	5.15
315.0	5.09
360.0	5.09